



Church of Saint Luke

300 Clinton Avenue, North Plainfield, New Jersey 07063
(908) 754 - 8811 Fax (908) 754 - 0120

Dear Parishioners,

We are pleased to inform you that our parish now has a solution to make donating simple and easy, while at the same time keeping the process safe and secure. Online Giving will be available for parishioners who would like to make online donations to our weekly offerings, as well as other parish collections. We are utilizing this technology for the well-being and growth of our parish community.

You can set up a recurring weekly or monthly payment, allocate different amounts for our different collections, and view complete, accurate financial records at any time and can be helpful during tax season.

Those who wish to continue to use traditional methods of offering may do so, however, we ask that you prayerfully consider Online Giving. Some of the benefits for the parishioner include: no need to write checks; you can give even if you are on vacation or unable to attend services; and your contribution amount can easily be adjusted.

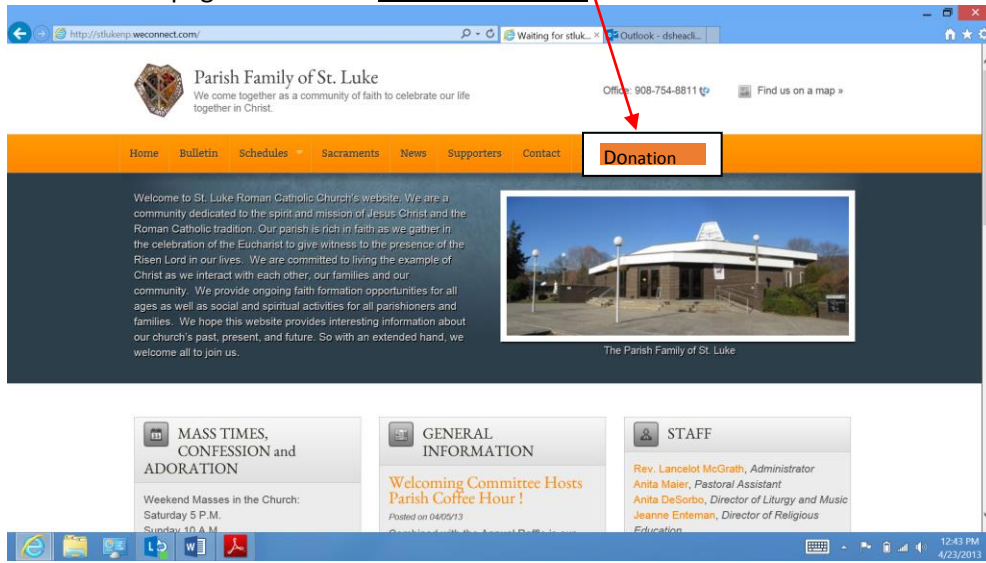
The benefits for the parish include: no check processing fees; more consistent giving with recurring contributions; online donation summaries for record keeping; reaches a wider demographic of givers; and accommodates all special parish collections and missions.

If you would like to sign up, please follow the instructions below to our parish's Online Giving Web site at <https://stlukenp.wegather.com> . If you have any questions concerning "Online Giving" please call Dan Shea (908-627-2722) or Jerry Leary (908-565-4159). You can contact Eleanora Phillips for a bulletin notice by emailing her at ellyphillips99@yahoo.com .

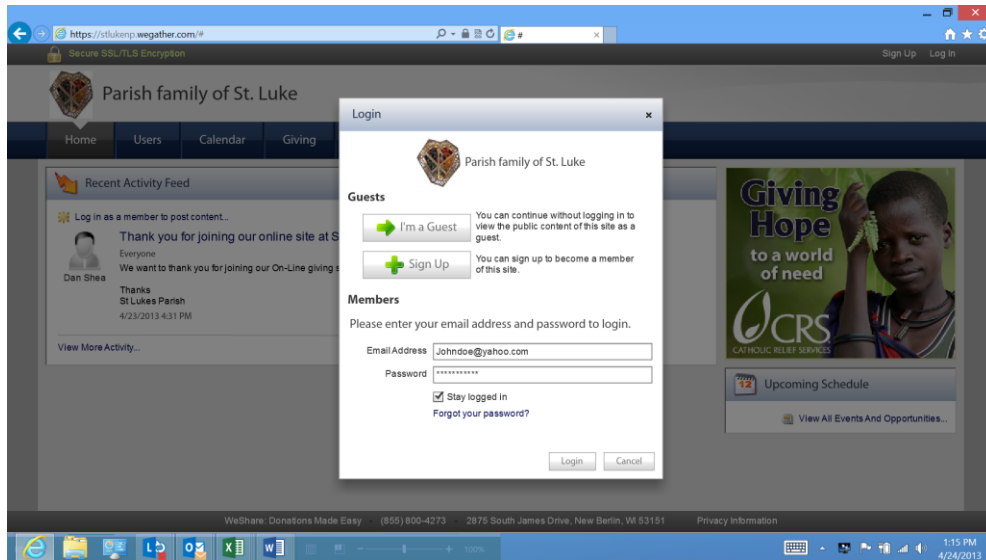
Thank you
The Parish Finance Committee

Instructions:

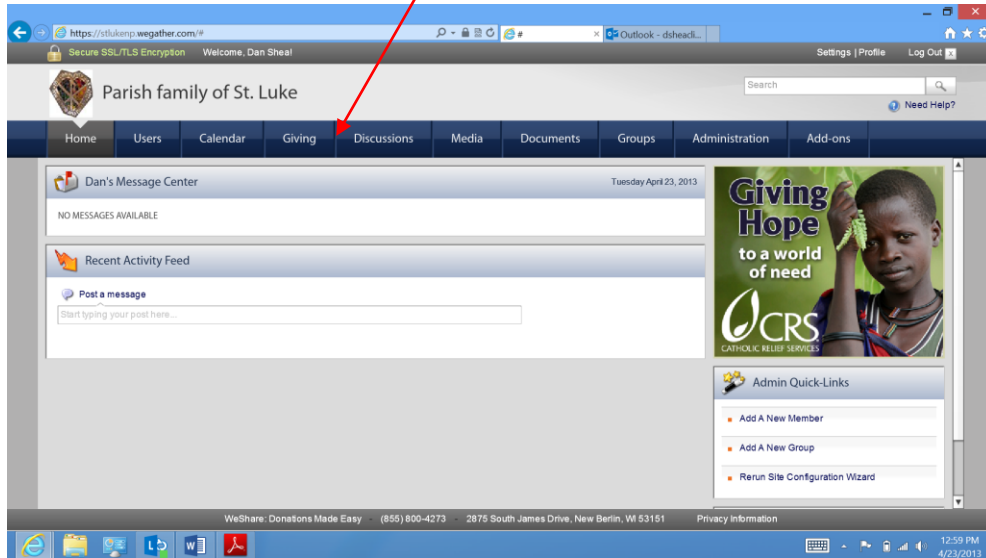
1. Go to the website: <http://stlukenp.weconnect.com/>
2. On the home page click on the **Donations button**



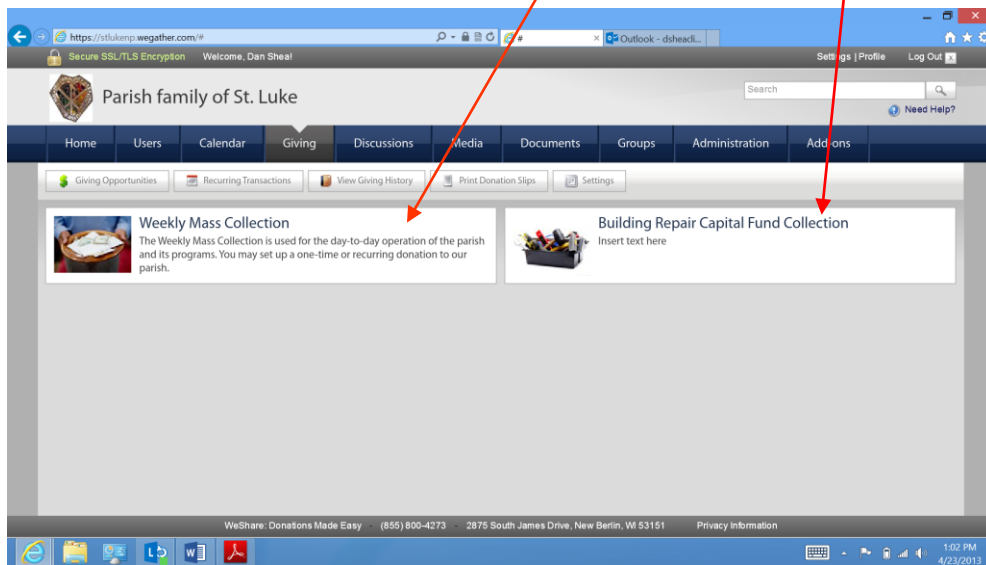
3. Or go directly to <https://stlukenp.wegather.com> The next screen will start the process of the choice of donations, they can be automatic and recurring, they can also be edited at any time. You can also print out receipts that you can put in the weekly baskets if you would feel more comfortable with that acknowledgement, that is optional.
4. The next screen you will set up your personal username and password, this is a secure (SSL) site



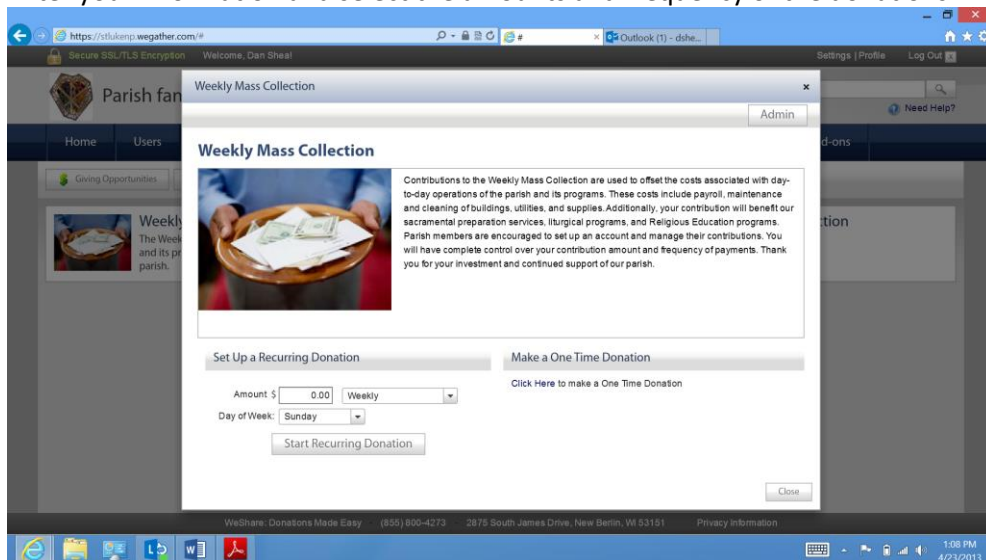
5. The Next screen you will select the Giving button and you will start filling in your information an

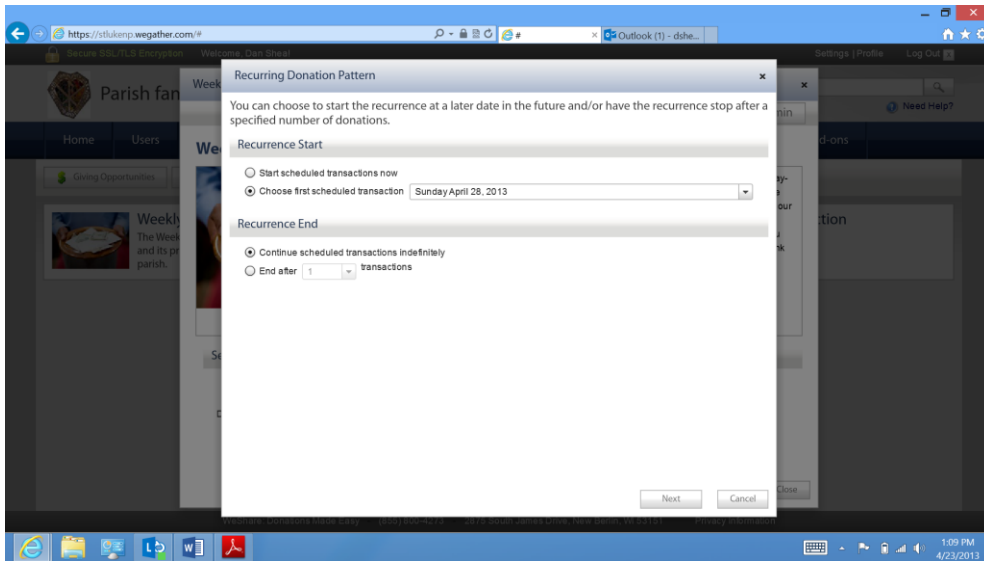


6. Select the either or both the funds for weekly donations and/or Capital fund for building repairs

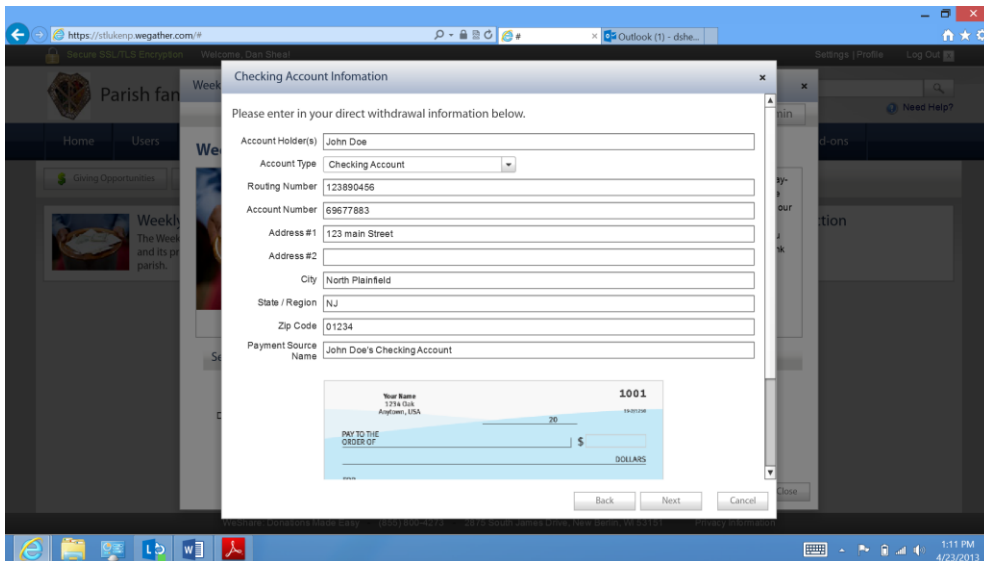
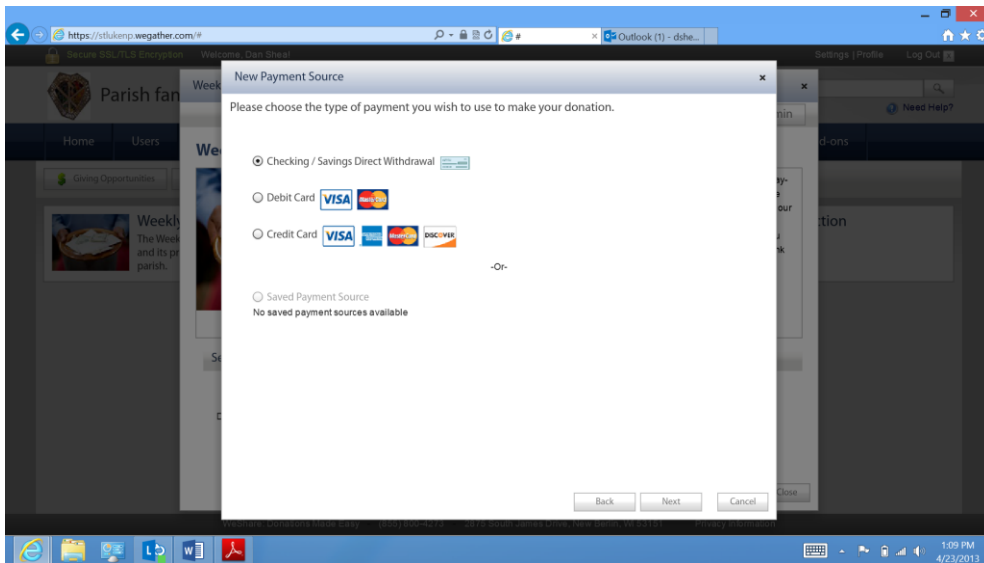


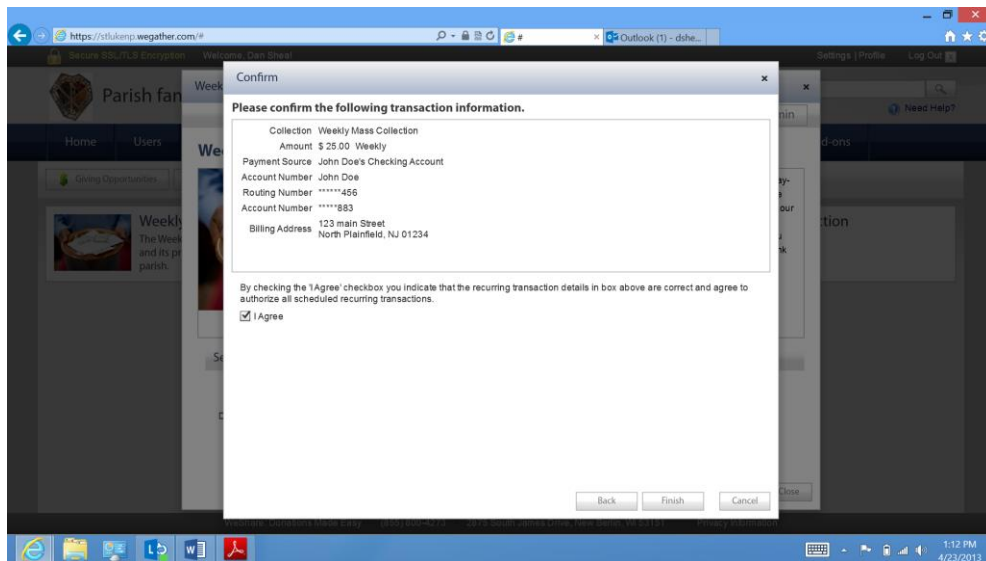
7. Enter your information and select the amounts and frequency of the donations





8. Our preference is you would use the checking and/or savings account payment options, as this is the least expensive transaction and from a personal budgeting would be better for you. We are not interested in encouraging credit card debt.





9. And now you are all set to “Finish” this and can edit it whenever you want or set up the other donation options.
10. Finally, as an option if you would still like to print out a donation slip that you can place in the basket to confirm your donation. You can find this on this [Print donation slips](#) button back on the main screen of the giving section of the website. This is optional.

